

Adventures in Music

Session 3



Contact Information

Youlee Park: Chair, Levine First Music

YPark@levinemusic.org

(202) 686-8000 x1106

Elizabeth Johnson: Program Coordinator, Levine First Music

EJohnson@levinemusic.org

(202) 686-8000 x1742

Stay Connected!

* Join our Facebook Group at "Levine First Music"

Hop Little Bunnies

See the lit - tle bun - nies sleep - ing 'til it's near - ly noon,

3 See if we can wake them with a mer - ry tune.


5 O, how still. Are they ill? Wake up soon...

8 Hop, lit - tle bun - nies, Hop, hop, hop! Hop, lit - tle nies, Hop, hop, hop!


The musical score is written on four staves. The first staff begins with a treble clef and a common time signature (C). The melody consists of eighth and quarter notes. The second staff starts with a measure rest for three measures, then continues the melody. The third staff begins with a measure rest for five measures, then continues. The fourth staff starts with a measure rest for eight measures, then continues. The lyrics are written below the notes, with hyphens indicating syllables across notes. The final measure of the fourth staff ends with a double bar line and repeat dots.

Children never get tired of experiencing the contrast between being still and then being joyful and crazy. After playing the game a few times see if they can sing during the hopping section.

Experiment with the timing so they don't know exactly when the hopping section is going to begin. You can also change the type of animal and therefore how it moves. Elephants stomp, butterflies fly, ducks waddle.



Frog in the Meadow



Make a pretend stick with your index finger to stir the frog. Can you stir with your other hand? What about stirring with different body parts (elbow, foot, head)?

Pop, Pop, Pop!

Pop, pop, pop!

Clap hands three times.

Pour the popcorn in the pot.

Pretend to pour into a pot.

Pop, pop, pop!

Clap hands three times.

Take and shake it 'till it's hot.

Hold hands together and shake.

Pop, pop, pop!

Clap hands three times.

Lift the lid. What have you got?

Pretend to lift lid.

Pop, pop, pop, pop, POPCORN!

Clap hands five times and with the last clap spread arms far apart.




Little Ducky Duddle


Traditional



Did you sing the quacks of Ducky Duddle?
Did you pretend to jump in the puddles?



Go 'Round the Mountain




Go 'round the moun - tain, To - di did - dle - dum,
to - di did - dle - dum, Go 'round the moun - tain,
To - - - di did - dle - dum dee.

Verse 2

Show me your finger,
Todi diddledum, todi diddledum...

Verse 3

Select your partner,
Todi diddledum, todi diddledum...



- During the first verse, walk randomly around the room.
- During the second verse, choose a partner by stopping near a friend and shaking your finger at him/her.
- During the third verse, the partners walk around the room, holding hands. Repeat from the beginning while the children search for new partners.



Up Above My Head



Up, a - bove my head, Up, a - bove my

head, There's mu - sic in the air, There's mu - sic in the

air. Up, a - bove my head, Up, a - bove my

head, There's mu - sic in the air, — There's mu - sic in the

air. — Up, a - bove my head, Up, a - bove my

head, There's mu - sic in the air, There's mu - sic in the

air. I real - ly do be - lieve, I real - ly do be - lieve, It's a - head - in' some-

where, It's a - head in' some - - where.

Where else could the music be? Above your shoulders? Toes? Knees?

Walking in the Garden

German Folktune



Vs. 2:

Let's go jumping in the garden
Underneath the tree.
You and I will play together
In the lovely sunny weather
Singing merrily.

What are other ways you can move in the garden? Running, galloping, tiptoeing?

